



ಬೃಹತ್ ಬೆಂಗಳೂರು ಮಹಾನಗರ ಪಾಲಿಕೆ
Bruhat Bengaluru Mahanagara Palike



BBMP COVID-19 WAR ROOM 18.09.2021



ABSTRACT OF COVID-19 CASES IN BENGALURU

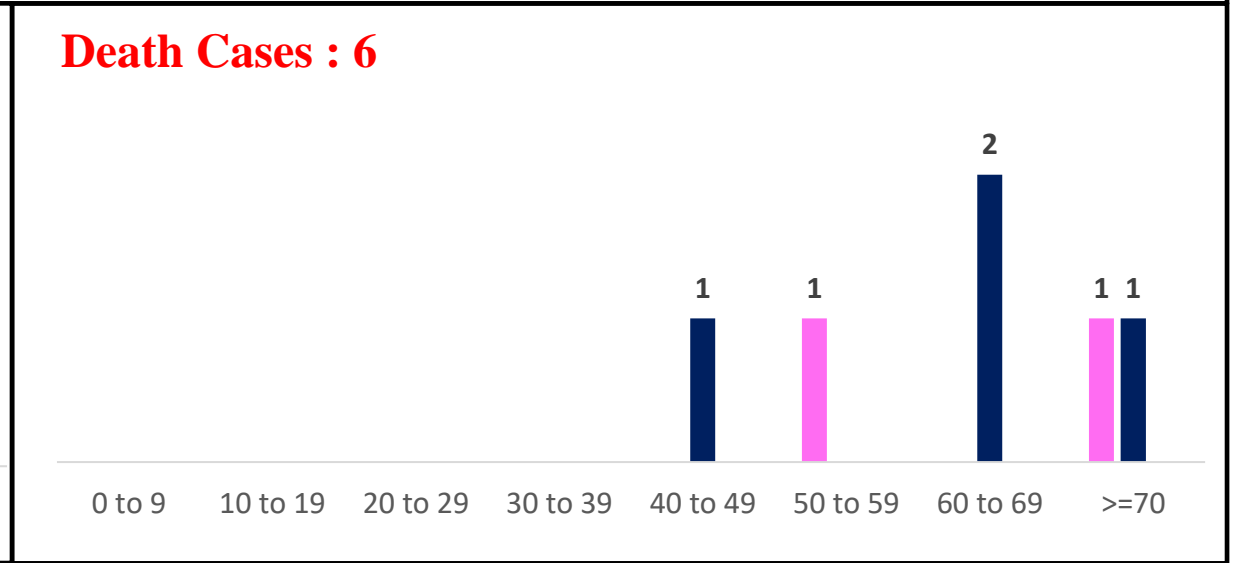
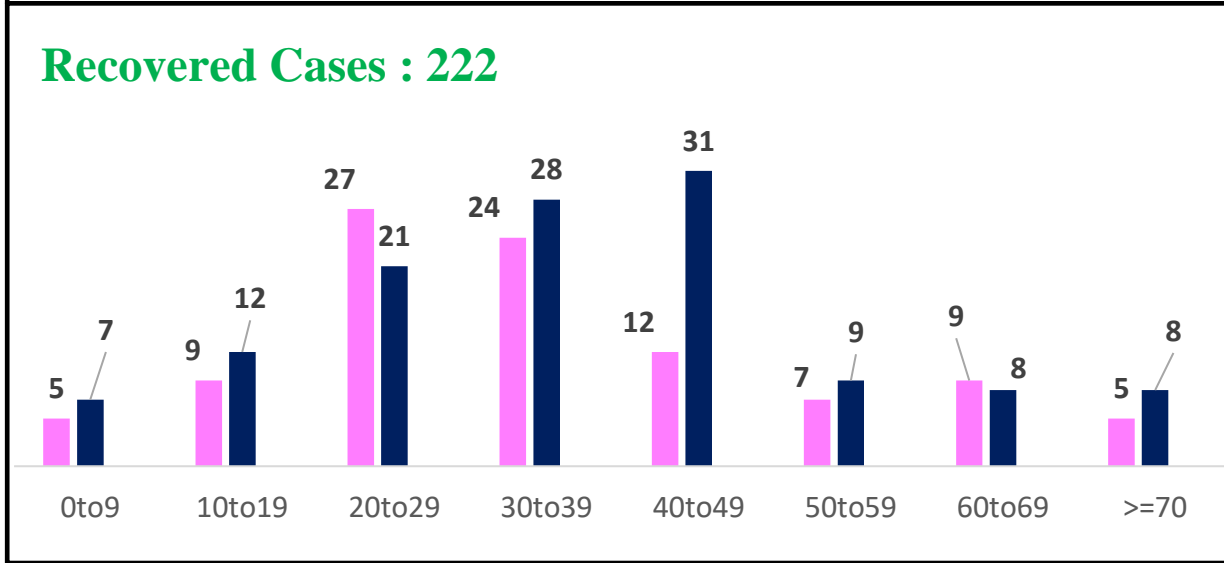
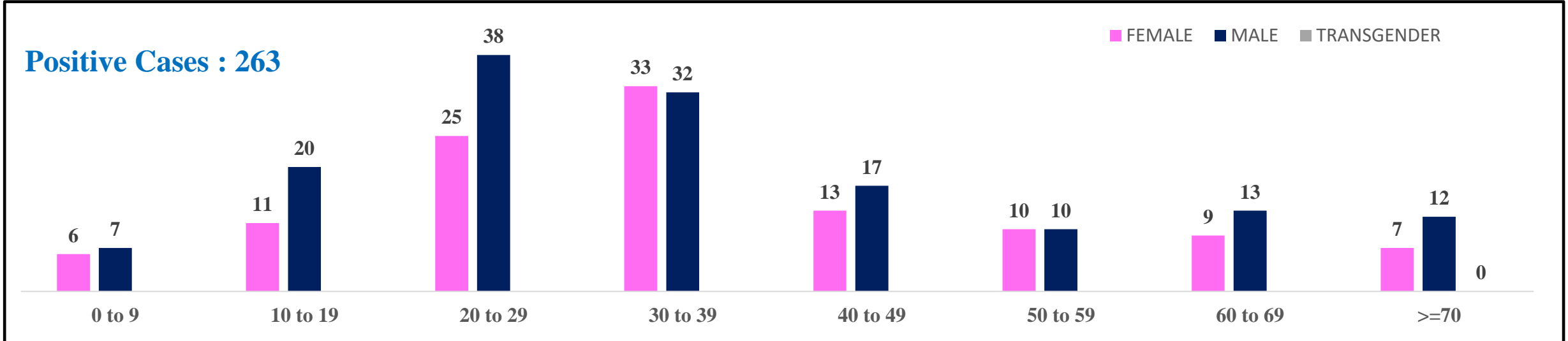


	MALE	FEMALE	TRANSGENDER	MALE	FEMALE	TRANSGENDER	TOTAL	
	Last 24 Hours	Last 24 Hours	Last 24 Hours	Cumulative	Cumulative	Cumulative	Last 24 Hours	Cumulative
Positive Cases	149	114	0	7,42,804	5,00,255	154	263	12,43,213
Recovered Cases	124	98	0	7,29,026	4,90,467	146	222	12,19,639
Death Cases	4	2	0	10,179	5,900	4	6*	16,083
Total Tests Done	In Last 24 hrs : 37,179					Cumulative : 1,94,85,319		
ACTIVE CASES					7,491			

*Covid deaths occurred today : 00 | Covid deaths occurred beyond last 24 hrs., reported today : 06



LAST 24 HOURS AGE GROUP AND GENDER WISE DISTRIBUTION





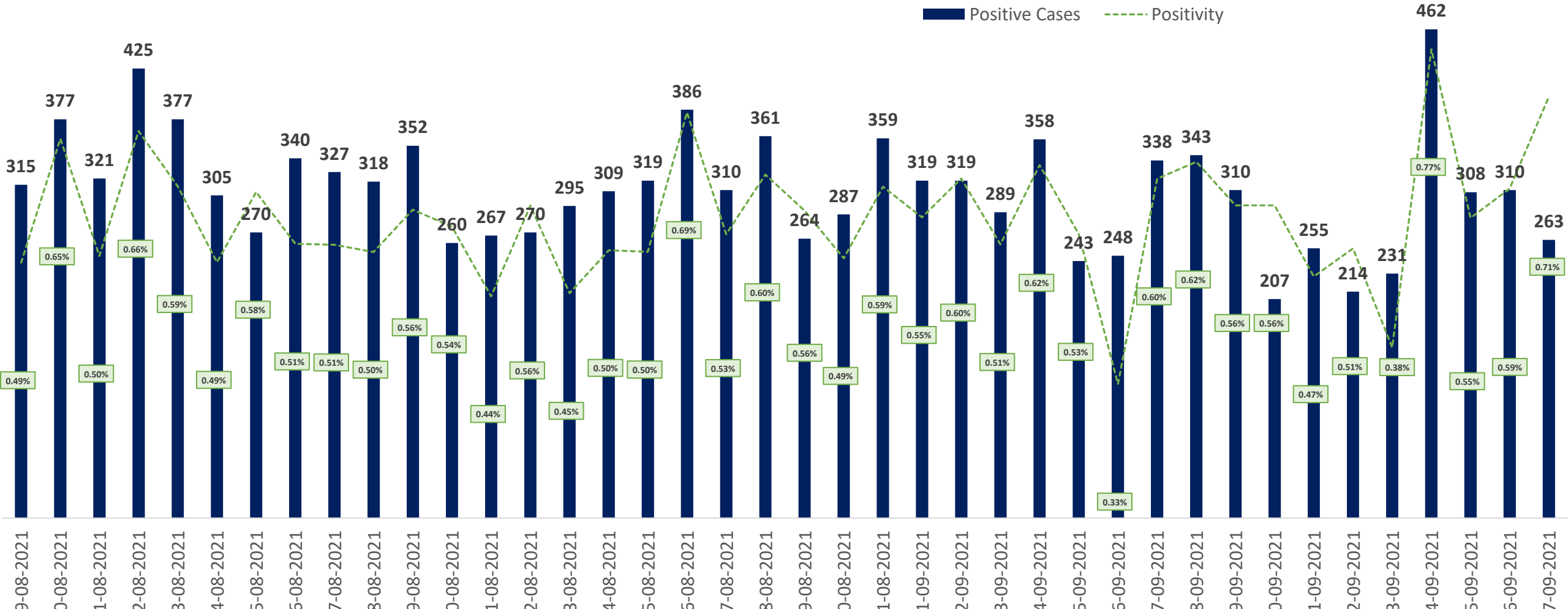
SNAPSHOT OF BENGALURU COVID-19 CASES IN LAST 8 WEEKS



	24-07-2021 To 30-07-2021	31-07-2021 To 06-08-2021	07-08-2021 To 13-08-2021	14-08-2021 To 20-08-2021	21-08-2021 To 27-08-2021	28-08-2021 To 03-09-2021	04-09-2021 To 10-09-2021	11-09-2021 To 17-09-2021
Total Positive Cases	2,744	2,799	2,459	2,172	2,156	2,198	2,047	2,043
Total Recovered Cases	2,518	2,775	2,750	2,552	2,611	2,096	2,172	1,746
Total Death Cases	43	41	21	23	20	42	28	35
Case Fatality Rate	1.57%	1.46%	0.85%	1.06%	0.93%	1.91%	1.37%	1.71%
Total Tests Conducted	4,10,844	4,36,449	4,34,038	4,14,051	4,14,005	3,94,133	3,83,310	3,64,396
Positivity Rate	0.67%	0.64%	0.57%	0.52%	0.52%	0.56%	0.53%	0.56%

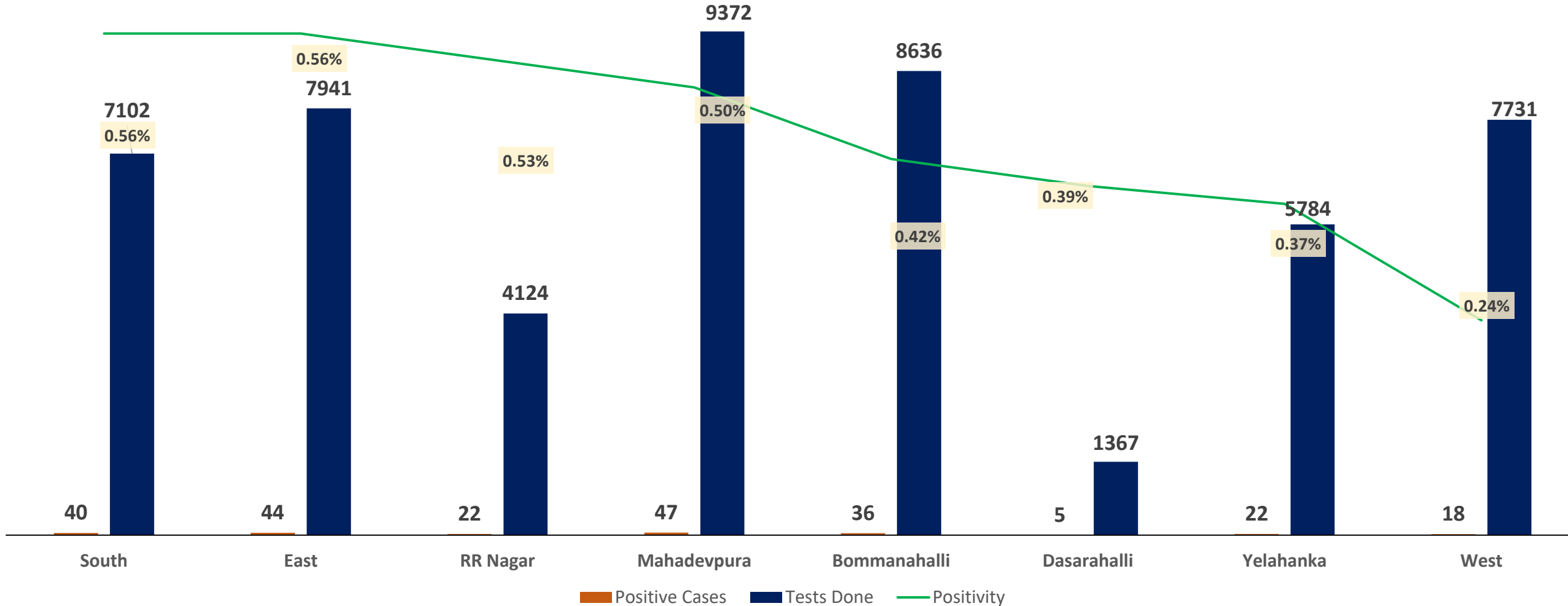


POSITIVITY RATE OF BENGALURU – LAST 40 DAYS



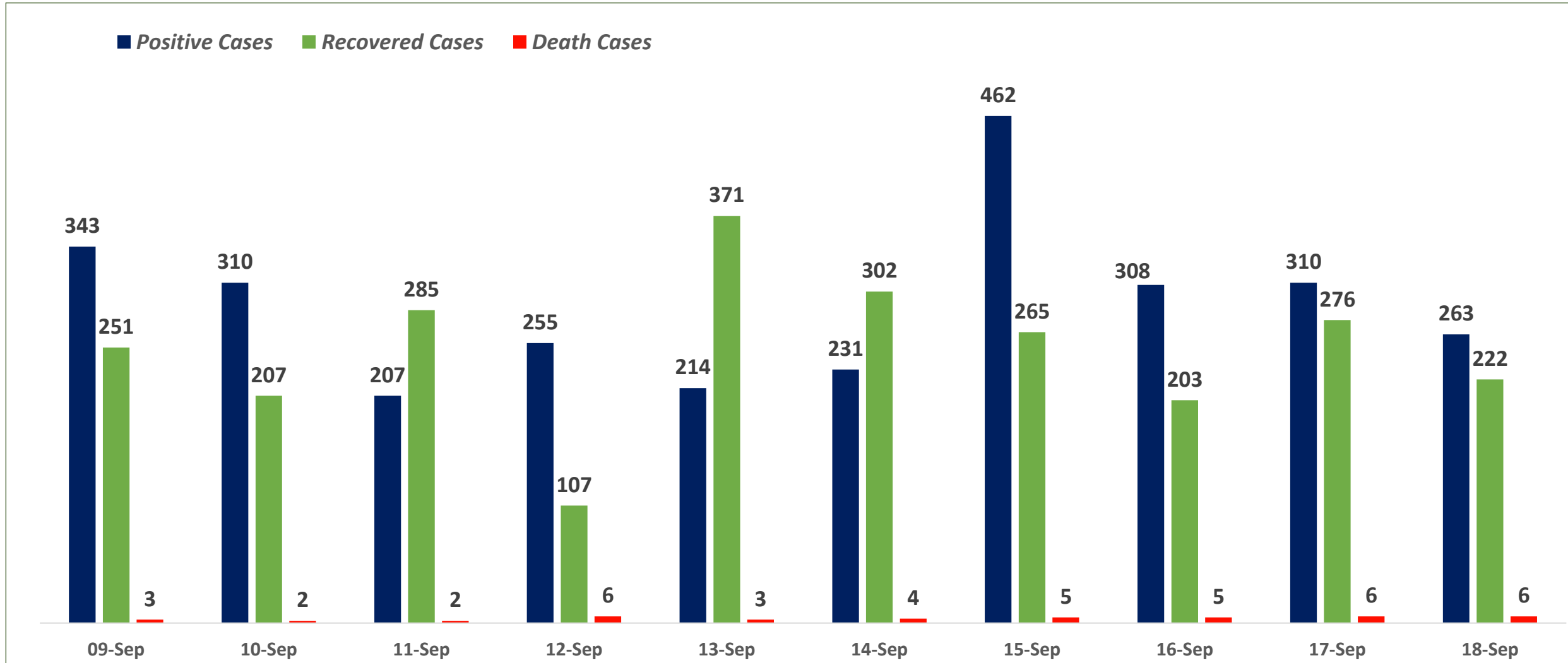


ZONE WISE AVERAGE POSITIVITY TREND FOR LAST WEEK





SNAPSHOT OF POSITIVE, RECOVERED AND DEATH CASES OVER LAST 10 DAYS ACROSS BBMP ZONES

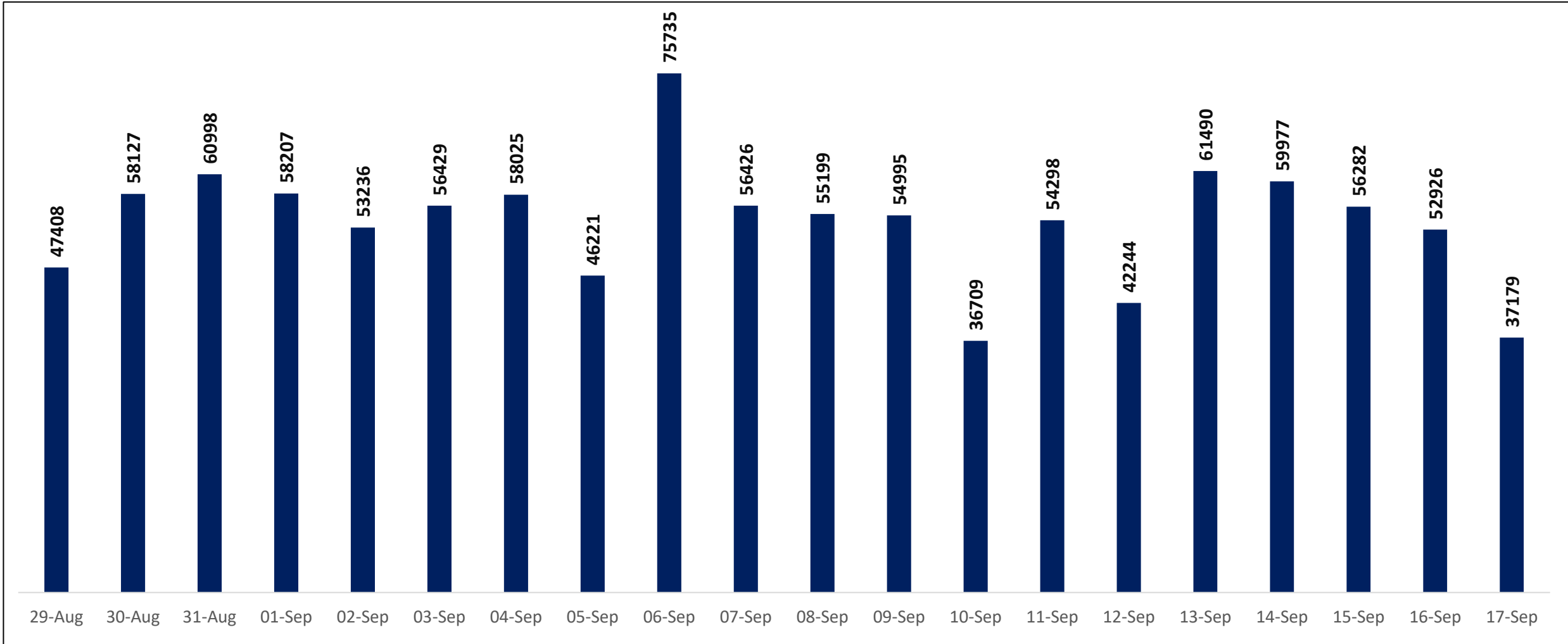




TESTING TRENDS IN BENGALURU

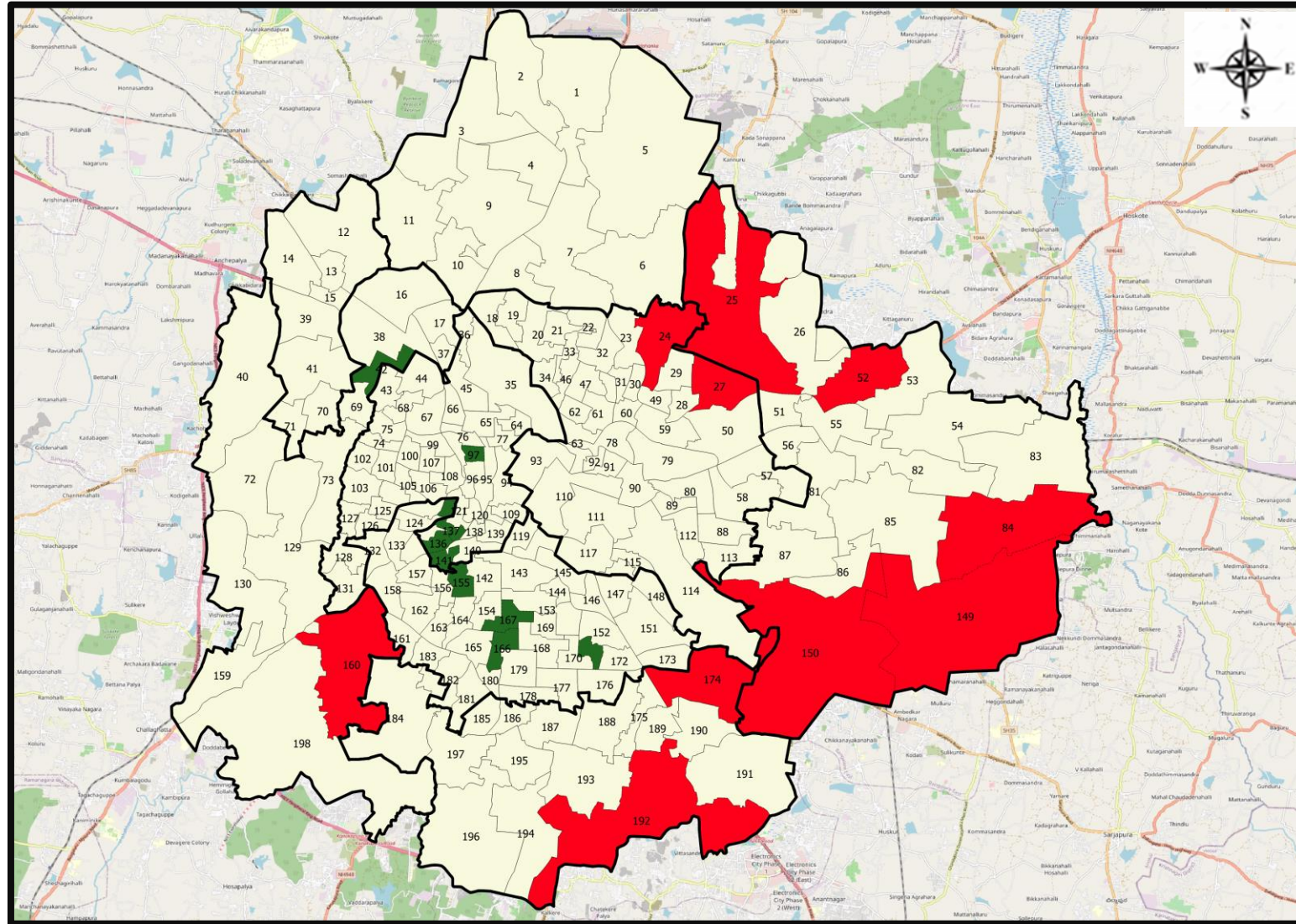


Total Test Conducted Till Date	Test Conducted Last 24 hours
1,94,85,319	37,179





BENGALURU URBAN MAP SHOWING TREND OF POSITIVE CASES IN LAST 10 DAYS



Top 10 wards reporting highest number of positive cases in last 10 days

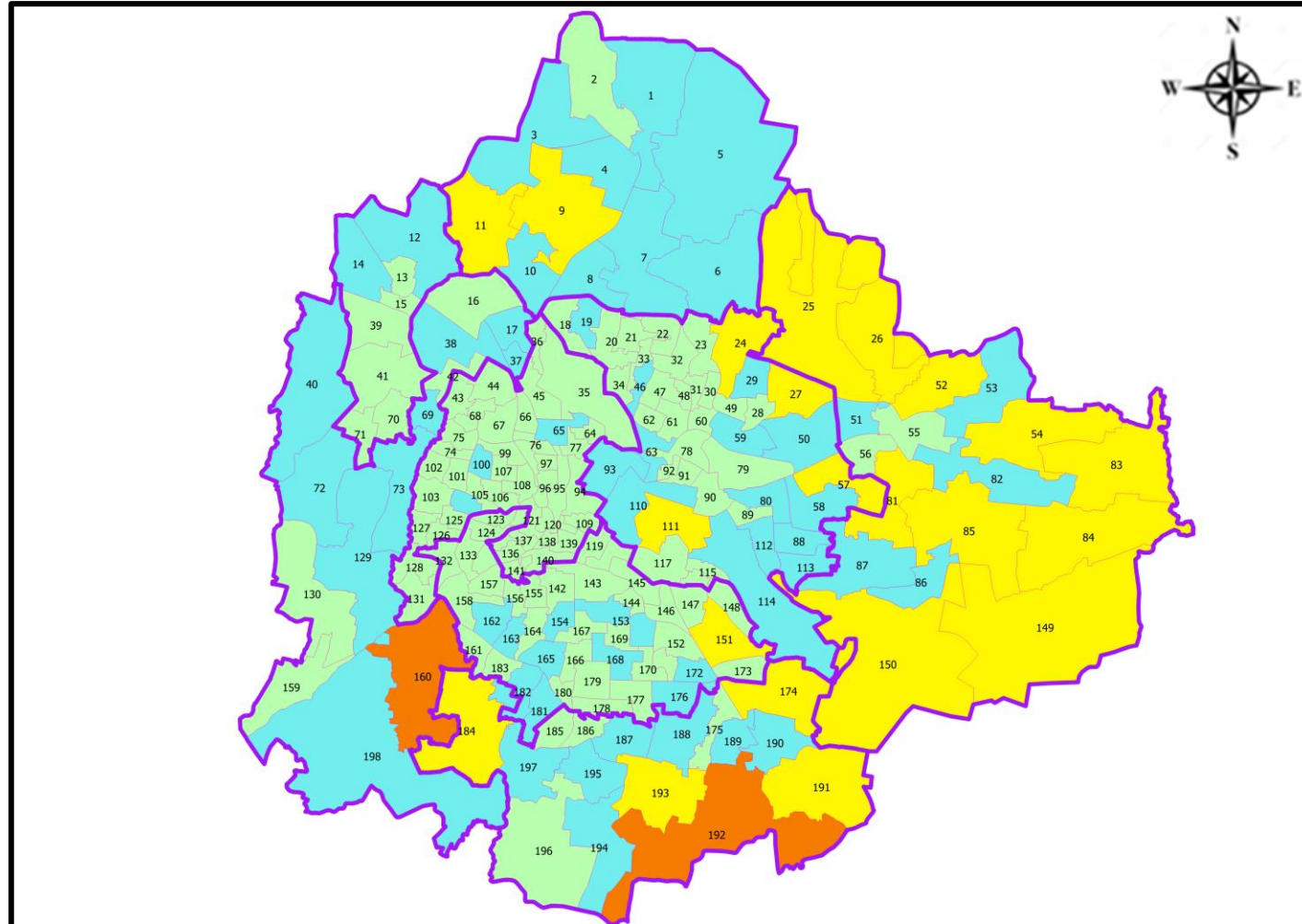
Ward No.	Ward Name	Daily Cases Average
192	Begur	6
160	Rajarajeshwari Nagar	5
150	Bellanduru	5
174	HSR Layout	5
25	Horamavu	5
84	Hagadur	4
149	Varthuru	4
27	Banasavadi	4
52	K R Pura	4
24	HBR Layout	4







Top 10 wards reporting least number of positive cases in last 10 days

Ward No.	Ward Name	Daily Cases Average
155	Hanumanth Nagar	0
166	Karisandra	0
171	Gurappanapalya	0
42	Lakshmi Devi Nagar	0
97	Dayananda Nagar	0
122	Kempapura Agrahara	0
136	Jagajivanram Nagar	0
137	Rayapura	0
141	Azad Nagar	0
167	Yediyur	0



BENGALURU MAP SHOWING INTENSITY OF POSITIVE CASES IN LAST 10 DAYS



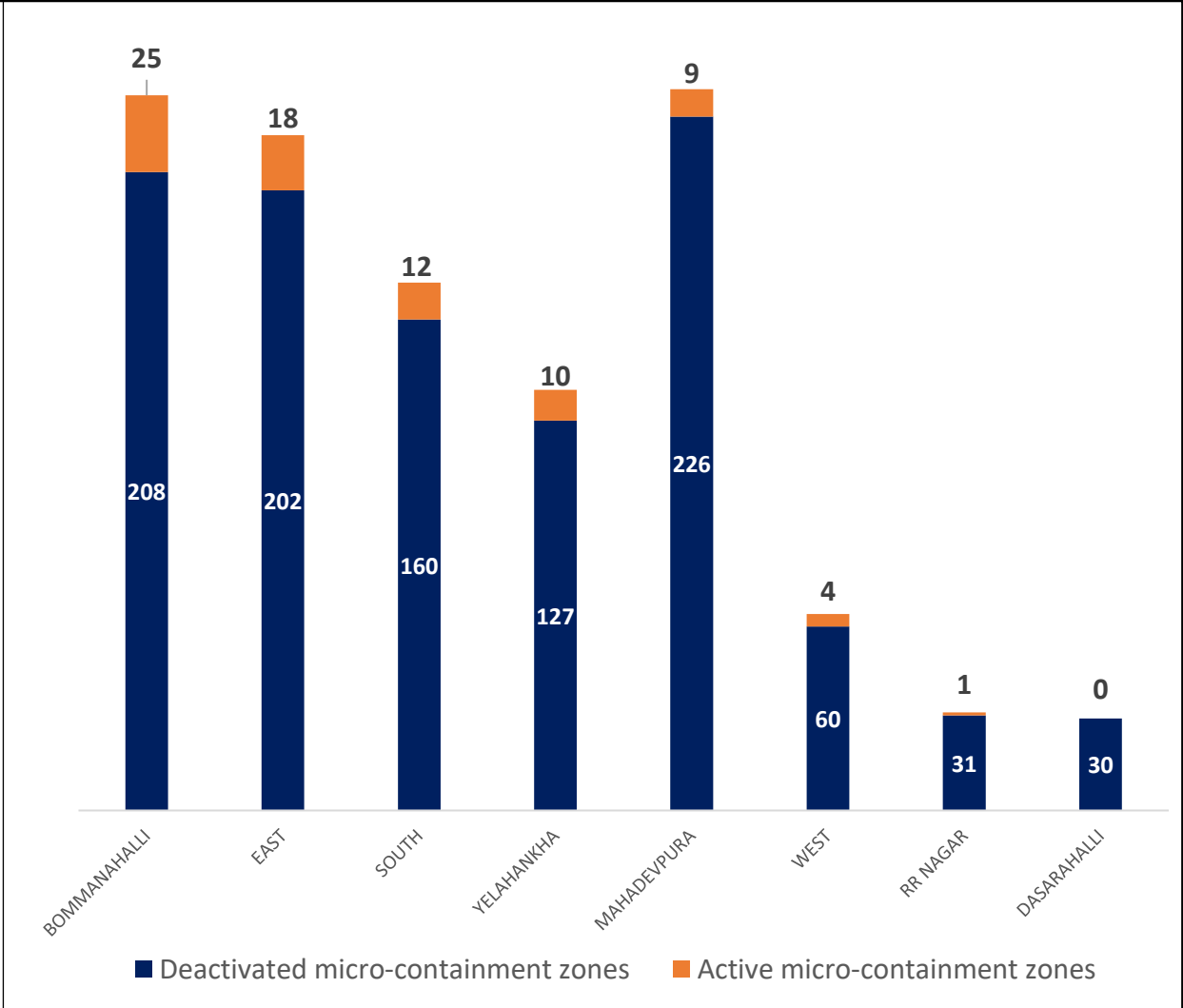
-  **Level 1 : 0 to 10 Cases**
-  **Level 2 : 10 to 25 Cases**
-  **Level 3 : 25 to 50 Cases**
-  **Level 4 : 50 to 100 Cases**
-  **Level 5 : Above 100 Cases**
-  **Zone Boundaries**



CONTAINMENT ZONE DETAILS

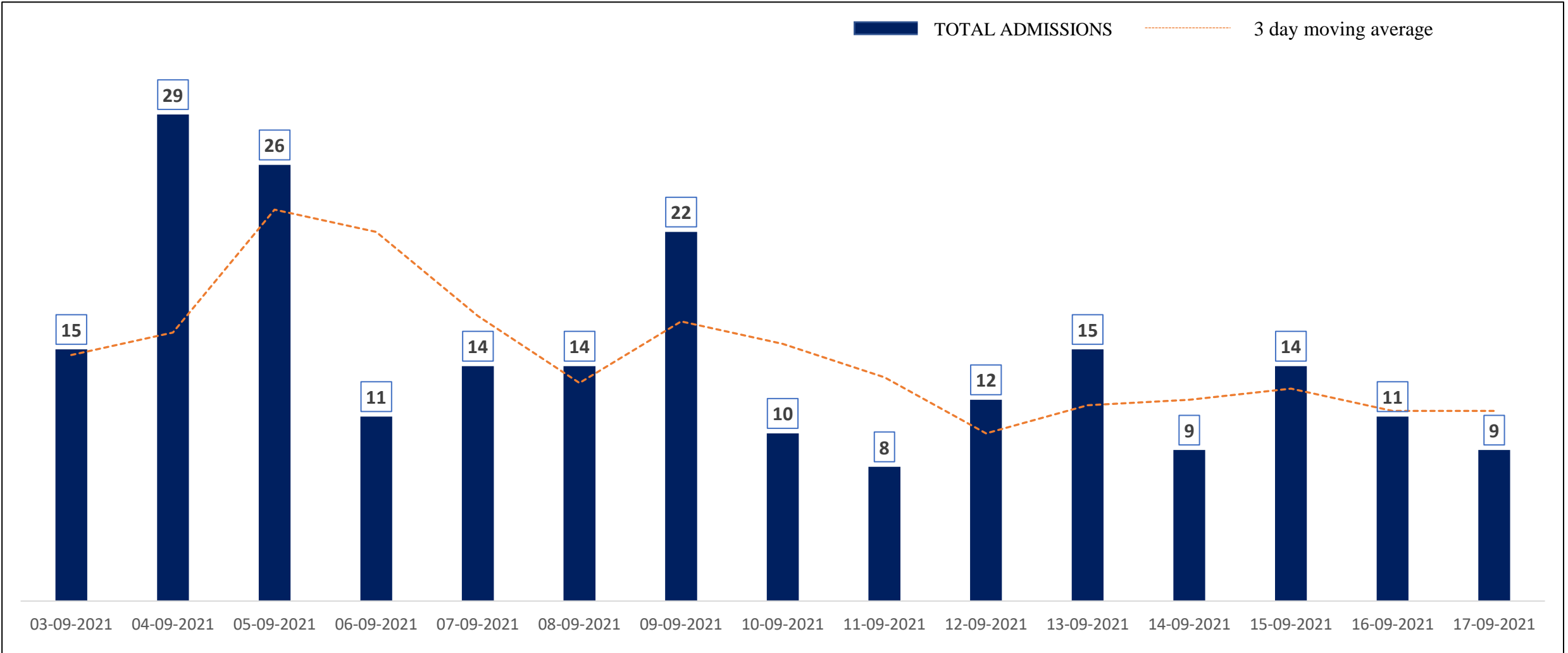


ZONE	TOTAL DECLARED	TOTAL DEACTIVATED	TOTAL ACTIVE
BOMMANAHALLI	233	208	25
EAST	220	202	18
SOUTH	172	160	12
YELAHANKHA	137	127	10
MAHADEVPURA	235	226	9
WEST	64	60	4
RR NAGAR	32	31	1
DASARAHALLI	30	30	0
TOTAL	1123	1044	79





HOSPITAL & CCC ADMISSIONS LAST 15 DAYS TREND



* Only Government Quota Admissions through CHBMS considered

* Only Fresh Admissions considered



COVID BED STATUS AS ON 18.09.2021



SR. NO.	Facility Type	No. of Hospital	Total Allocated Beds for C+ Patients					Occupied Beds for C+ Patients					Net Available Beds for C+ Patients				
			Gen Beds	HDU	ICU Beds	ICU-V	Total	Gen Beds	HDU	ICU Beds	ICU-V	Total	Gen Beds	HDU	ICU Beds	ICU-V	Total
1	Government Medical Colleges	4	20	621	53	76	770	0	16	8	2	26	20	605	45	74	744
2	Government Hospitals	16	649	210	65	127	1,051	24	21	3	6	54	625	189	62	121	997
3	Covid Care Centers	7	265					21					244				
Total Beds		27	934	831	118	203	2,086	45	37	11	8	101	889	794	107	195	1,985

* Status as on 18.09.2021 – 5:30 PM

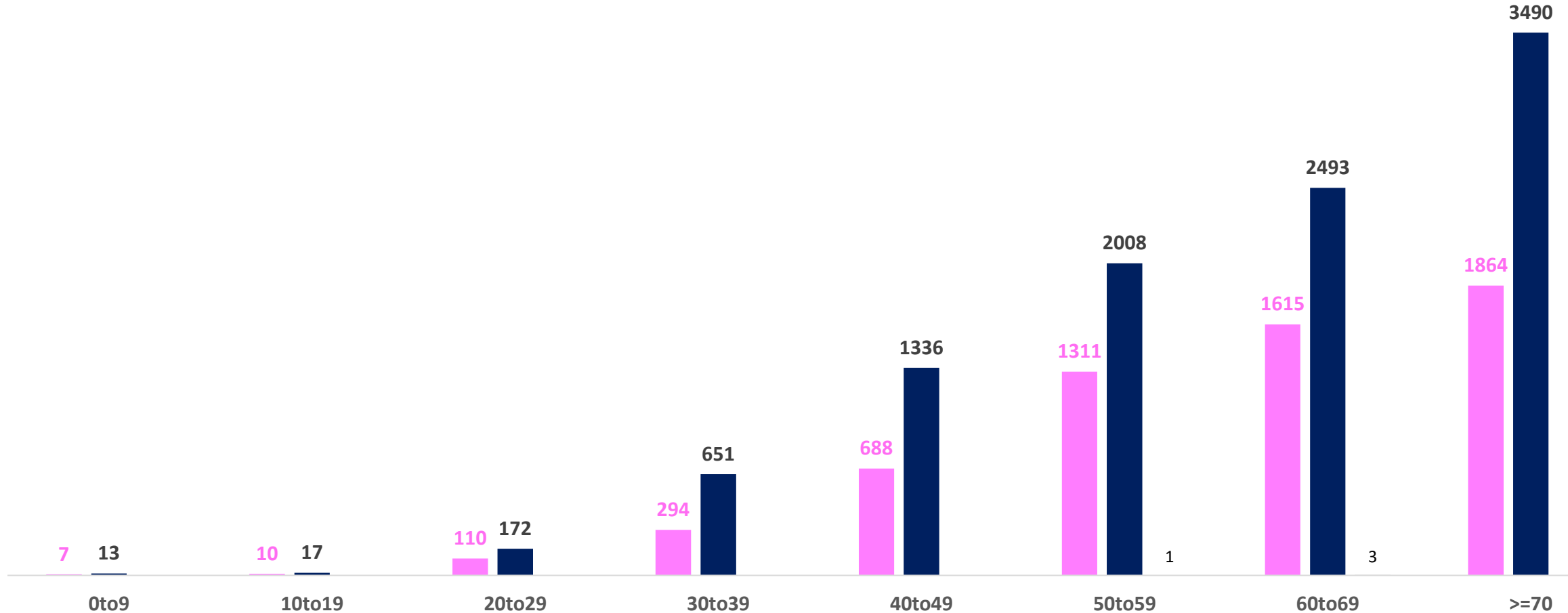


AGE AND GENDER WISE DISTRIBUTION OF DEATH CASES



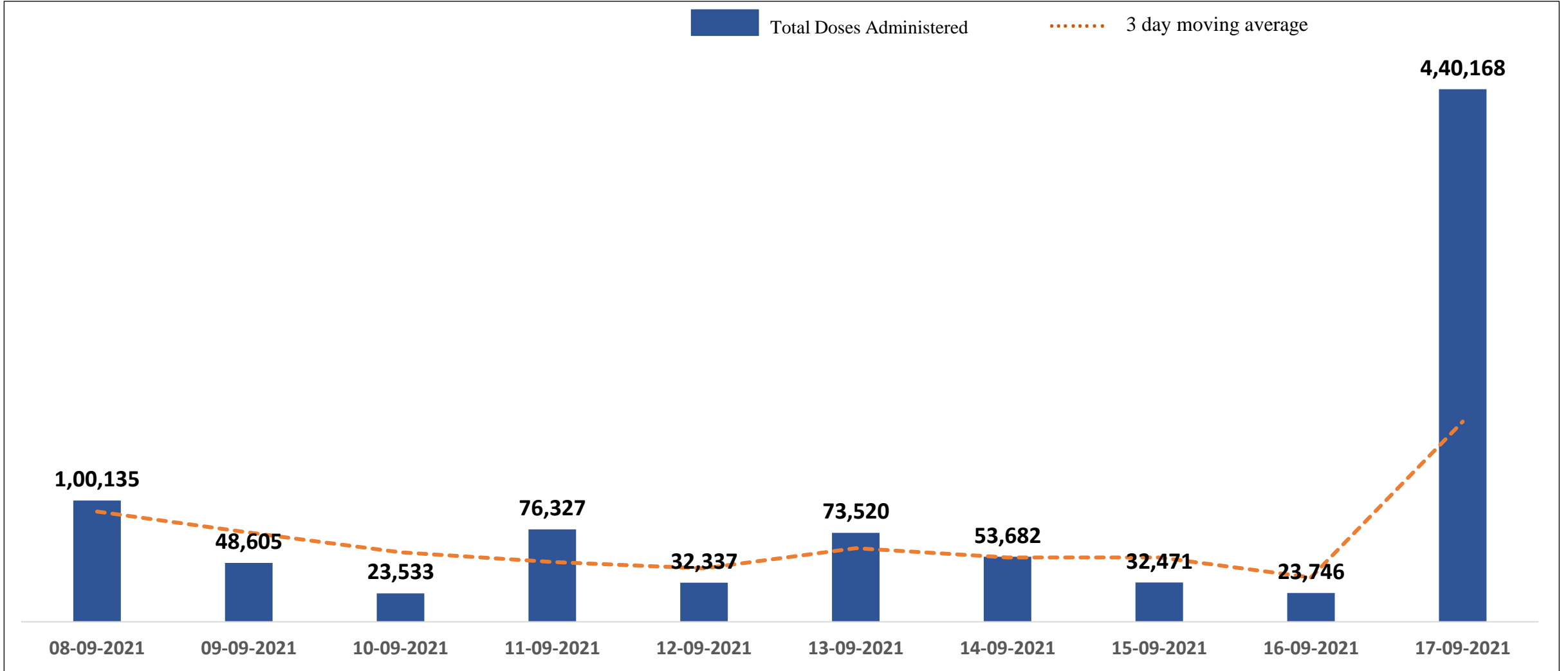
Death Cases: 16,083

Female Male Transgender





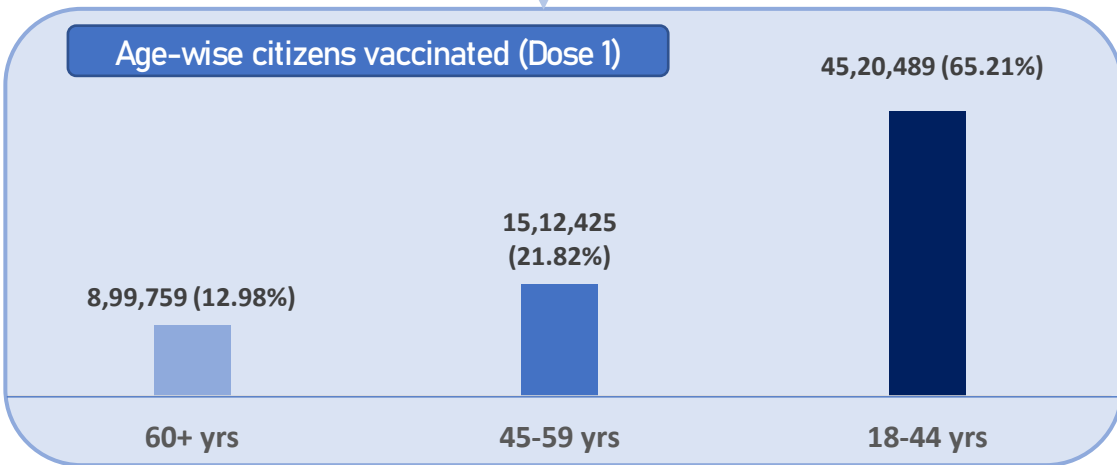
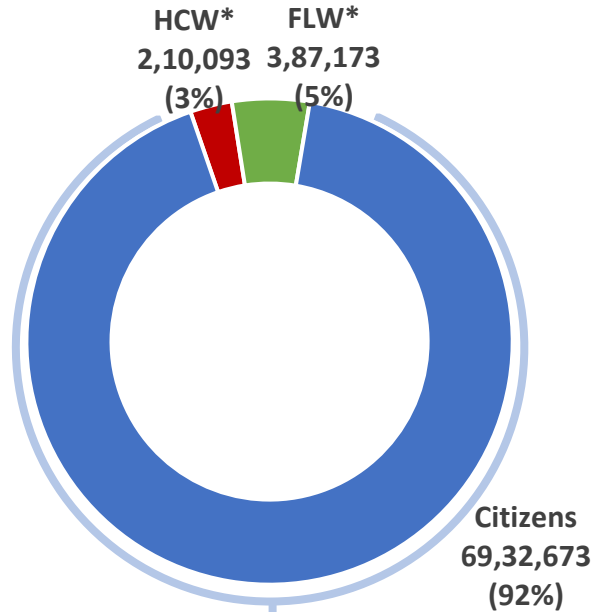
TOTAL VACCINE DOSES ADMINISTERED IN LAST 10 DAYS



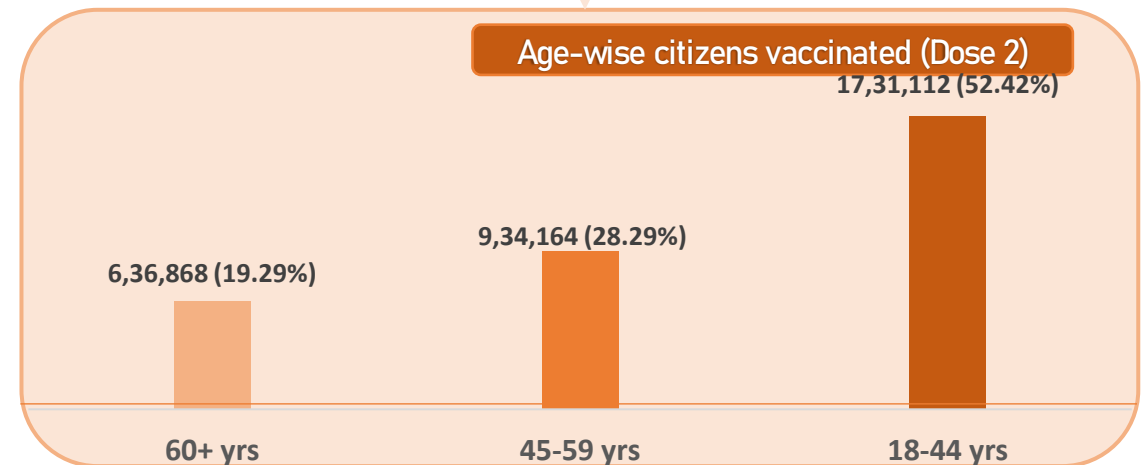
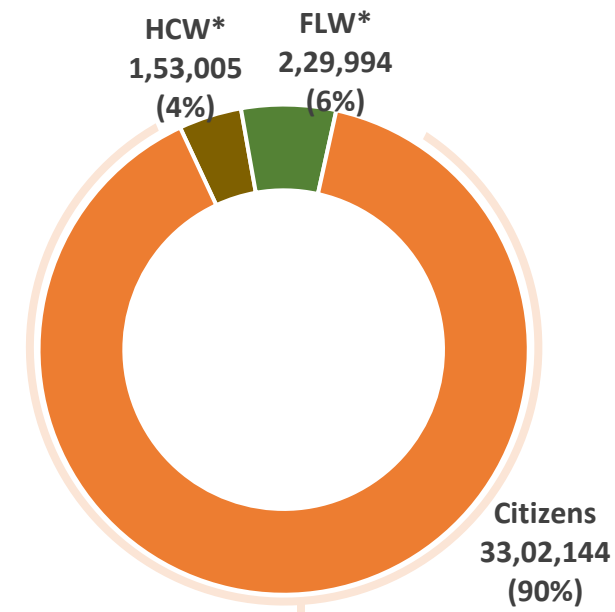


CATEGORY WISE CUMULATIVE VACCINATION IN BBMP

Dose 1



Dose 2



*HCW : Health Care Workers

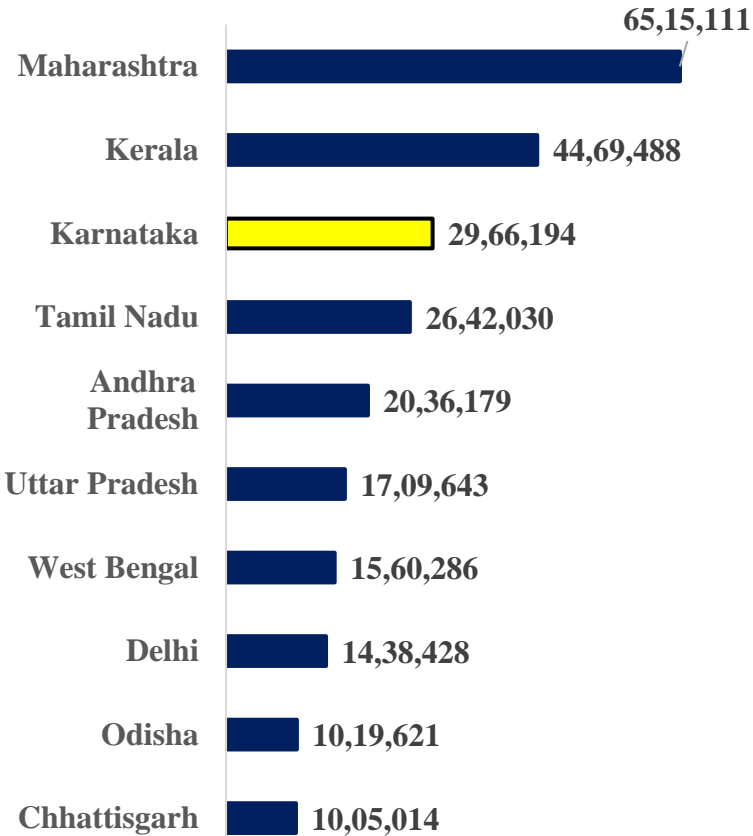
*FLW : Front Line Workers



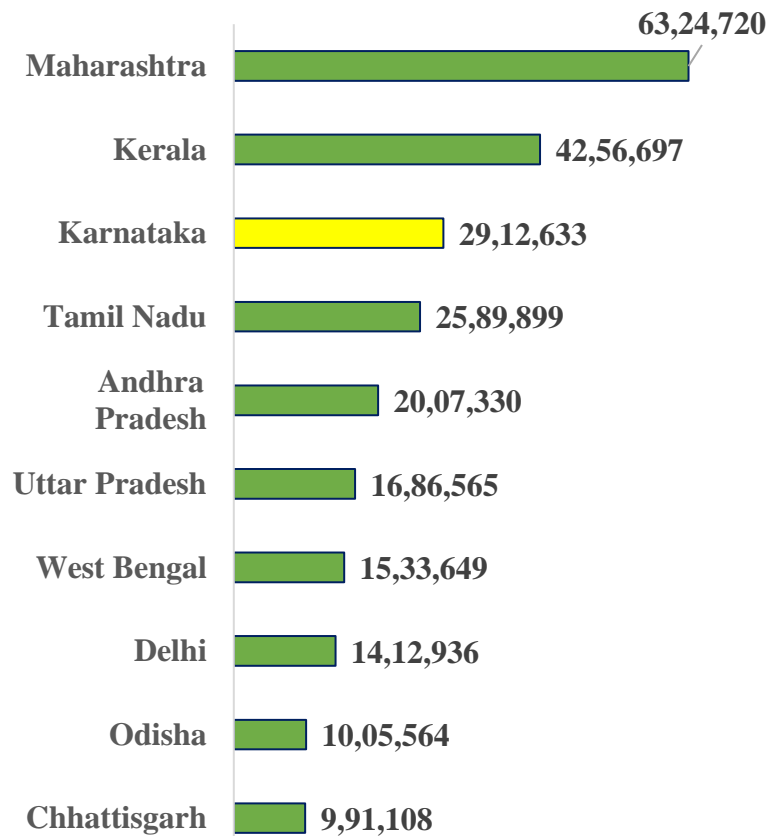
TOP 10 COVID19 AFFECTED INDIAN STATES



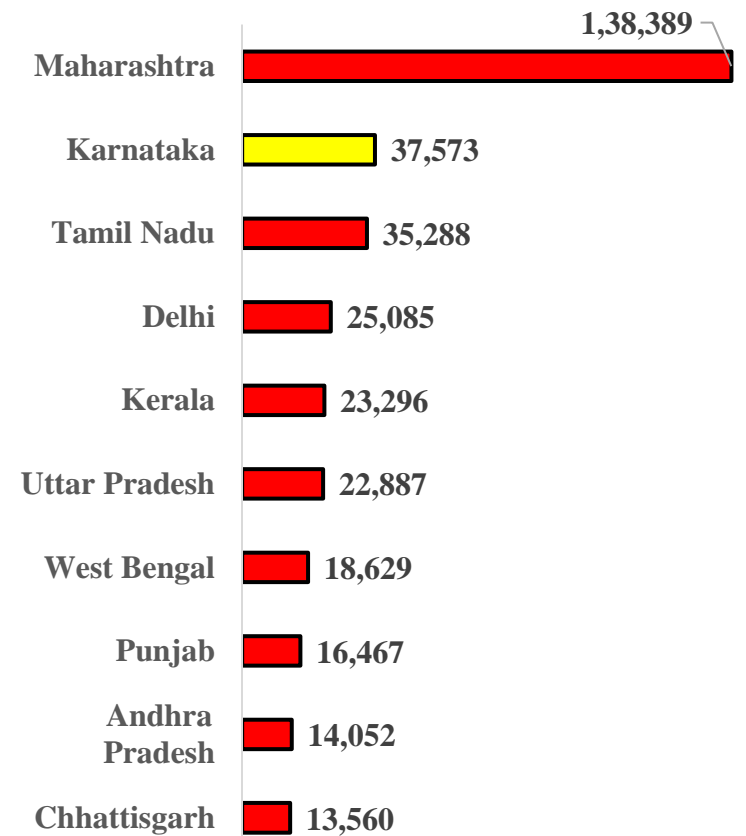
Total Positive Cases



Total Recovered Cases



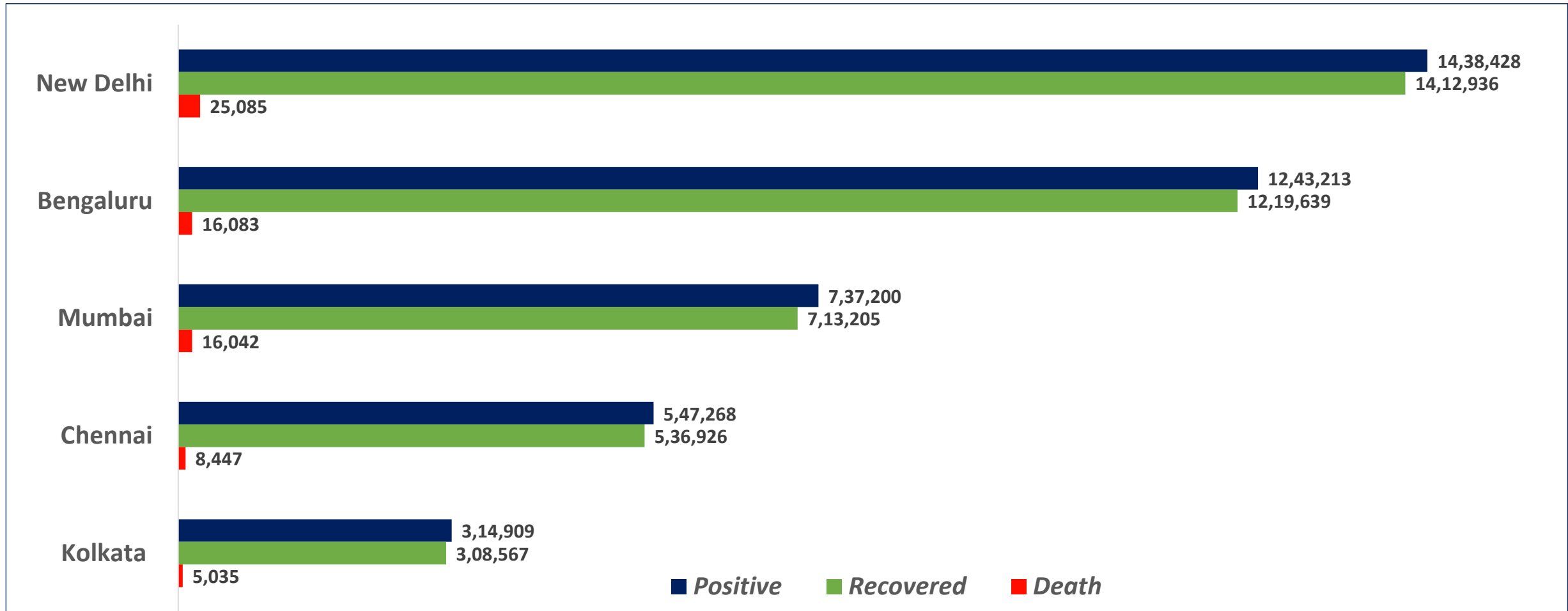
Total Death Cases



Source : <https://www.covid19india.org/> at 5:30 pm (18.09.2021)



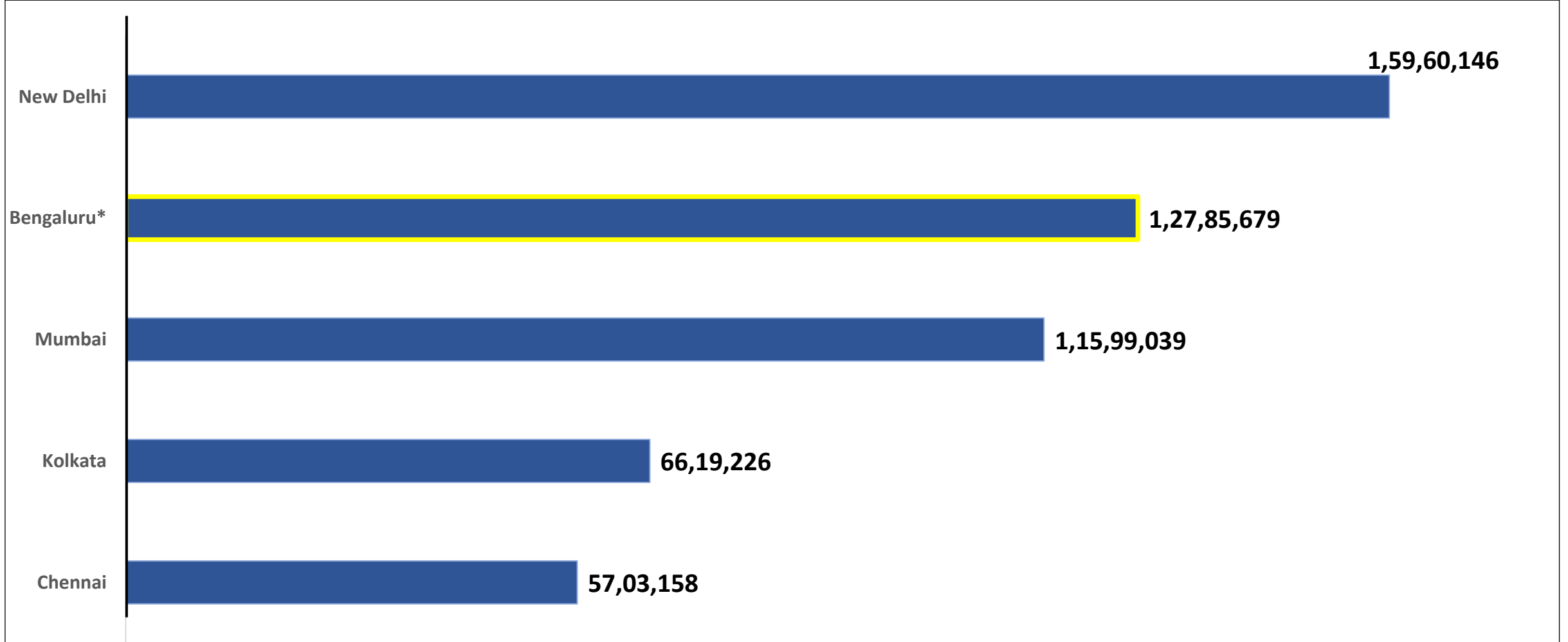
BENGALURU AND OTHER METROPOLITAN CITIES



Source : <https://www.covid19india.org/> at 5:30 pm (18.09.2021)



VACCINE DOSES ADMINISTERED IN BENGALURU AND OTHER METROPOLITAN CITIES



Source : <https://dashboard.cowin.gov.in/> at 5:30 pm (18.09.2021)

*includes BBMP & Bengaluru Urban



SNAPSHOT OF COVID-19 CASES IN BENGALURU URBAN



**Total Wards With
< =10 Cases* :
117**

**Tests Conducted
On 17.09.2021:
37,179**

**Recovery
Rate:
98.10%**

**Total
Active Cases :
7,491**

**Total Vaccinated on
17.09.2021:
4,40,168**

**Positivity
Rate* :
0.56%**

**Active
Rate:
0.60%**

**Case
Fatality Rate* :
1.71%**



*Total positive cases In the past 10 days

*CFR and positivity is for Past 7 days



ಬೃಹತ್ ಬೆಂಗಳೂರು ಮಹಾನಗರ ಪಾಲಿಕೆ
Bruhat Bengaluru Mahanagara Palike



Download BBMP Bulletin	https://apps.bbmpgov.in/covid19/mediabulletin.php
For BBMPCovid19 Bed Status:	https://apps.bbmpgov.in/covid19/en/Bedstatus.php
To register for vaccination :	https://selfregistration.cowin.gov.in/
BBMP COVID19 Dashboard:	https://apps.bbmpgov.in/covid19/
Follow us on:	 www.facebook.com/bbmp.comm1/
	 twitter.com/BBMPCOMM

Issued by:

Honorable Chief Commissioner, BBMP
Special Commissioner Health & IT, BBMP
MD, Bengaluru Smart City Limited

THANK YOU !



Ministry of Health & Family Welfare
Government of India

ಆರೋಗ್ಯ ಮತ್ತು ಕುಟುಂಬ ಕಲ್ಯಾಣ ಇಲಾಖೆ

ನಿಮ್ಮ ಕೆಲವು ಸಮಸ್ಯೆಗಳನ್ನು ಸಹಾಯಿಸಲು

ಯಾವಾಗಲೂ ಮಾಸ್ಕ್ ಧರಿಸಿ

ತಪ್ಪಾದ ವಿಧಾನ

ಸ್ವಚ್ಛತೆ, ಚಿಕಿತ್ಸೆ, ಜಾಗೃತೆ
ಕೊರೋನ ಹೋರಾಟದಲ್ಲಿ ಗೆಲುವು

ಕೋವಿಡ್-19 ಕುರಿತು ಹೆಚ್ಚಿನ ಮಾಹಿತಿಗಾಗಿ
ಉಚಿತ ಸಹಾಯವಾಣಿ 104ಕ್ಕೆ ಕರೆ ಮಾಡಿ

ಸರಿಯಾದ ವಿಧಾನ

unicef

mohfw.gov.in | f@MoHFWIndia | @MoHFW_INDIA | @mohfwindia | @mohfwindia | @mohfw_india | @mohfw_india | #Unite2FightCorona | @DHFwKA